

ಪರೀಕ್ಷಾ ಶುಲ್ಕವನ್ನು ಆನ್‌ಲೈನ್ ಮೂಲಕ ಪಾವತಿಸುವುದು

Payment of Exam Fees in Online Mode

ಪರೀಕ್ಷಾ ಶುಲ್ಕವನ್ನು ಪಾವತಿಸಲು ವಿದ್ಯಾರ್ಥಿಗಳು ಗಮನಿಸಬೇಕಾದ ಅಂಶಗಳು

Payment instruction to the students

STEP-1

1. ಕಾಲೇಜಿನ ವೆಬ್‌ಸೈಟ್‌ನಲ್ಲಿ ನೀಡಿರುವ Online Exam Application Form ಲಿಂಕ್ ಮೂಲಕ ಪರೀಕ್ಷಾ ಅರ್ಜಿ ಭರ್ತಿ ಮಾಡುವುದು

Fill the application form using the Online Exam Application Form link in the college website

STEP-2










2. ಕಾಲೇಜಿನ ವೆಬ್‌ಸೈಟ್‌ನಲ್ಲಿ ಶುಲ್ಕ ಪಾವತಿಗಾಗಿ ನೀಡಿರುವ ಲಿಂಕ್ ಮೂಲಕ ಆನ್‌ಲೈನ್ ಮೋಡ್‌ನಲ್ಲಿ ಶುಲ್ಕ ಪಾವತಿಸುವುದು

Payment of Fees in online Mode via the link provided on the college website

- Go to the College Website www.jsscacs.edu.in Click on FEE PAYMENT - UG II, IV & VI SEMESTER EXAM AUG/SEPT 2022 link directed to "JSS COLLEGE OF ARTS AND COMMERCE AND SCIENCE –UG" Select payment Category -> ENTER MANDATORY FIELDS* LIKE NAME REGISTER NUMBER ETC ->Submit-> verify all the enter details are correct then -> Confirm-> payment gateway will open click on from which you make payment like SBI INB, SBI ATM Card, Other bank INB, Other Bank ATM, Credit Card, UPI(Scan), NEFT RTGS, SBI Branch (Cash)-> after payment Receipt Will Generate-> Take 2 copies of printouts submit along with college challan.

OR

- Type the link in your mobile <https://www.onlinesbi.sbi/sbicollect/icollecthome.htm?corpID=4748765> enter Click on E-payment link directed to "JSS COLLEGE OF ARTS AND COMMERCE AND SCIENCE –UG" Select payment Category -> ENTER MANDATORY FIELDS* LIKE NAME REGISTER NUMBER ETC ->Submit-> verify all the enter details are correct then -> Confirm-> payment gateway will open click on from which you make payment like SBI INB, SBI ATM Card, Other bank INB, Other Bank ATM, Credit Card, UPI(Scan), NEFT RTGS, SBI Branch (Cash)-> after payment Receipt Will Generate-> Take 2 copies of printouts submit along with college challan.

With above two links Open  Select Karnataka  Select -"JSS COLLEGE OF ARTS AND COMMERCE AND SCIENCE –UG"  Enter All Mandatory Fields (*)  Submit  Verify details  Confirm  Click on payment Options (INB SBI, SBI ATM Card, Other Banks INB, Other Banks ATM, UPA (SCAN), RTGS/NEFT, CASH CHALLAN  Print Challan  Submit to college along with Challan.

CHARGES :

Present convenience fees for the payers and merchants:

Details of Transaction charges-per transaction for payment using SBI Net Banking

Transaction Amount	Charges (To be borne by payer)
Upto Rs.1 lakh	Rs.10/- +18% GST
Above Rs.1 lakh and upto Rs.5 lakh	Rs.20/- +18% GST
Rs. 5 lakh and above	Rs.40/- +18% GST

Charges for using other bank's net banking

Rs.5/- + 18% GST in addition to Transaction Charges

Charges for payment using Credit Card


Transaction Amount	Institution Group	Convenience Charges (Percentage) (To be borne by payer)
Upto Rs.2000/-	Governmental/Educational	0.75% + 18% GST (min Rs.11/-)
Above Rs.2000/-	Governmental/Educational	1% + 18% GST
Any Amount	Others	1.80% + 18% GST (min Rs.11/-)


- Rupay Debit Cards and UPI Transactions are free.
- SBI e-challan-Rs.59/- per transaction.
- NEFT/RTGS-Rs.15/- per transaction.

STEP-3

3. ಶುಲ್ಕ ಪಾವತಿಸಿದ ರಶೀದಿಯನ್ನು ಪರೀಕ್ಷಾ ಅರ್ಜಿಯ ಜೊತೆಗೆ ಲಗತ್ತಿಸಿ ಕಛೇರಿಗೆ ತಲುಪಿಸುವುದು

Submit the examination application form attached with fee paid receipt to the office


CONTROLLER OF EXAMINATIONS
 JSS College of Arts, Commerce & Science
 (Autonomous)
 Ooty Road, MYSURU-25


PRINCIPAL
 JSS College of Arts, Commerce & Science
 (Autonomous)
 Ooty Road, Mysuru-25