

About the college

Following is a brief profile of JSS COLLEGE OF ARTS, COMMERCE AND SCIENCE

JSS College of Arts, Commerce and Science is a co educational College established in 1964 under the aegis of JSS Mahavidyapeetha, Mysore. The College was started as an affiliated college of University of Mysore with undergraduate programmes in BA, BSc, BCom, BBM and was given permanent affiliation in 1993. The College is recognized by UGC under section 2(f) and 12(B) of the UGC Act 1956 and is receiving central assistance. The college has been functioning as an autonomous college from the academic year 2005-06. The distinctive features of autonomy are that the college is empowered to frame the syllabi, introduce new courses and conduct examinations independently. The degree is awarded by the University of Mysore. The college is situated on a sprawling 7.08 acres plot with spacious building and a hostel in a picturesque surrounding at the foot of Chamundi Hills. The third floor to the existing building created additional space to meet the growing needs of the college. The women hostel has also been extended to accommodate 200 students. It has excellent infrastructure required for the pursuit of academic excellence. Under the spiritual guidance of H. H. Jagadguru Sri Shivarathri Deshikendra Mahaswamiji, the institution is desirous of scaling new heights in the days to come. The entire spectrum of management, staff and students are committed to put in their best to make this dream come true.

Feedback Framework

Following is the list of questions, which is taken by the stakeholders

Question	Option
Knowledge base of the teacher	Very Good
Knowledge base of the teacher	Good
Knowledge base of the teacher	Satisfactory
Knowledge base of the teacher	Below threshold
Communication Skills	Very Good
Communication Skills	Good
Communication Skills	Satisfactory
Communication Skills	Below threshold
Sincerity/Commitment of the teacher	Very Good
Sincerity/Commitment of the teacher	Good
Sincerity/Commitment of the teacher	Satisfactory
Sincerity/Commitment of the teacher	Below threshold
Interest generated by the teacher	Very Good

Interestgeneratedbytheteacher	Good
Interestgeneratedbytheteacher	Satisfactory
Interestgeneratedbytheteacher	Belowth reshold
Abilitytointegratecoursematerialwithenvironment/otherissues,toprovideabroaderperspective	VeryGood
Abilitytointegratecoursematerialwithenvironment/otherissues,toprovideabroaderperspective	Good
Abilitytointegratecoursematerialwithenvironment/otherissues,toprovideabroaderperspective	Satisfactory
Abilitytointegratecoursematerialwithenvironment/otherissues,toprovideabroaderperspective	Belowth reshold
Abilitytointegratecontentwithothercourses	VeryGood
Abilitytointegratecontentwithothercourses	Good
Abilitytointegratecontentwithothercourses	Satisfactory
Abilitytointegratecontentwithothercourses	Belowth reshold
Accessibilityoftheteacherinandoutoftheclass(includesavailabilityoftheteachertomotivatefurtherstudya nddiscussion outside class)	VeryGood
Accessibilityoftheteacherinandoutoftheclass(includesavailabilityoftheteachertomotivatefurtherstudya nddiscussion outside class)	Good
Accessibilityoftheteacherinandoutoftheclass(includesavailabilityoftheteachertomotivatefurtherstudya nddiscussion outside class)	Satisfactory
Accessibilityoftheteacherinandoutoftheclass(includesavailabilityoftheteachertomotivatefurtherstudya nddiscussion outside class)	Belowth reshold
Abilitytodesignquizzes/Tests/assignments/ examinationsandprojectstoevaluatestudentsunderstandingofthecourse	VeryGood
Abilitytodesignquizzes/Tests/assignments/ examinationsandprojectstoevaluatestudentsunderstandingofthecourse	Good
Abilitytodesignquizzes/Tests/assignments/ examinationsandprojectstoevaluatestudentsunderstandingofthecourse	Satisfactory
Abilitytodesignquizzes/Tests/assignments/ examinationsandprojectstoevaluatestudentsunderstandingofthecourse	Belowth reshold
Provisionofsufficienttimeforfeedback	VeryGood
Provisionofsufficienttimeforfeedback	Good
Provisionofsufficienttimeforfeedback	Satisfactory
Provisionofsufficienttimeforfeedback	Belowth reshold
Overallrating	VeryGood
Overallrating	Good
Overallrating	Satisfactory
Overallrating	Belowth reshold

Total questions answered by the all students

> Above framework has been selected for the feedback and here is the summary of responses




Figure1: Doughnut Diagram-number of responses

Type	Total Number
Student	360

Average score per question

> Below is the data, that reflects average score per question

Question	Score
Sincerity/Commitment of the teacher	9.61
Knowledge base of the teacher	9.23
Ability to integrate course material with environment/other issues, to provide a broader perspective	9.19
Interest generated by the teacher	9.36
Ability to design quizzes/Tests/assignments/examinations and projects to evaluate student understanding of the course	9.24
Accessibility of the teacher in and out of the class (includes availability of the teacher to motivate further study and discussion outside class)	9.17
Overall rating	9.45
Provision of sufficient time for feedback	9.15

CommunicationSkills	9.11
Abilitytointegratecontentwithothercourses	9.02

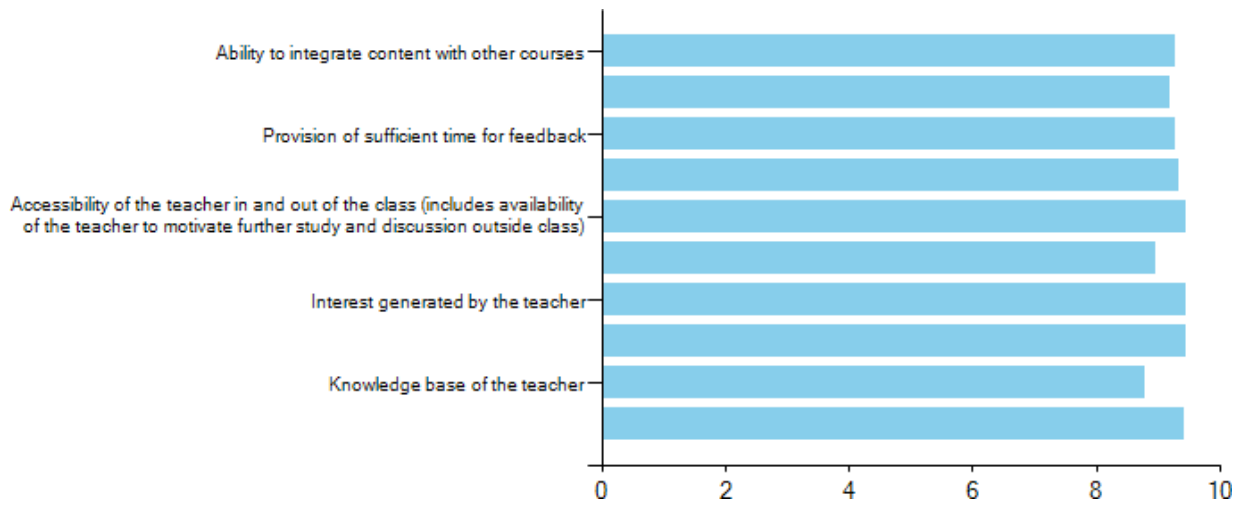


Figure3:BarDiagram-averagescoreperquestion

Summaryofresponsesforeveryoption

> Belowisthedatathatreflects,summaryofresponsesforeveryoption

Question	Option	Count
Abilitytodesignquizzes/Tests/assignments/examinationsandprojectstoevaluatestudentsunderstandingofthecourse	Good	26
Abilitytointegratecontentwithothercourses	Good	16
Abilitytointegratecoursematerialwithenvironment/otherissues,toprovideabroaderperspective	Good	17
Accessibilityoftheteacherinandoutoftheclass(includesavailabilityoftheteachertomotivatefurtherstudya nddiscussion outside class)	Good	14
CommunicationSkills	Good	20
Interestgeneratedbytheteacher	Good	19
Knowledgebaseoftheteacher	Good	28
Overallrating	Good	17
Provisionofsufficienttimeforfeedback	Good	16
Sincerity/Commitmentoftheteacher	Good	14
Abilitytodesignquizzes/Tests/assignments/examinationsandprojectstoevaluatestudentsunderstandingofthecourse	Very Good	15
Abilitytointegratecontentwithothercourses	Very Good	21
Abilitytointegratecoursematerialwithenvironment/otherissues,toprovideabroaderperspective	Very Good	23

Accessibilityoftheteacherinandoutoftheclass(includesavailabilityoftheteachertomotivatefurtherstudya nddiscussion outside class)	Very Goo d	26
CommunicationSkills	Very Goo d	20
Interestgeneratedbytheteacher	Very Goo d	24
Knowledgebaseoftheteacher	Very Goo d	9
Overallrating	Very Goo d	20
Provisionofsufficienttimeforfeedback	Very Goo d	23
Sincerity/Commitmentoftheteacher	Very Goo d	26

Score across course

> Belowisthedataforthestudents,whohavegiventhefeedbackacrossvariouscoursesoffered

Question	PG	UG
Abilitytodesignquizzes/Tests/assignments/ examinationsandprojectstoevaluatetestudentsunderstandingofthecourse	8.8 8	9.08
Abilitytointegratecontentwithothercourses	9.2 4	9.27
Abilitytointegratecoursematerialwithenvironment/otherissues,toprovideabroaderperspective	9.2 7	9.35
Accessibilityoftheteacherinandoutoftheclass(includesavailabilityoftheteachertomotivatefurtherstudya nddiscussion outside class)	9.2 5	9.45
CommunicationSkills	9.0 5	9.42
Interestgeneratedbytheteacher	9.5 9	9.39
Knowledgebaseoftheteacher	8.8 8	8.91
Overallrating	9.2 3	9.44
Provisionofsufficienttimeforfeedback	9.0 9	9.40
Sincerity/Commitmentoftheteacher	9.8 0	9.43

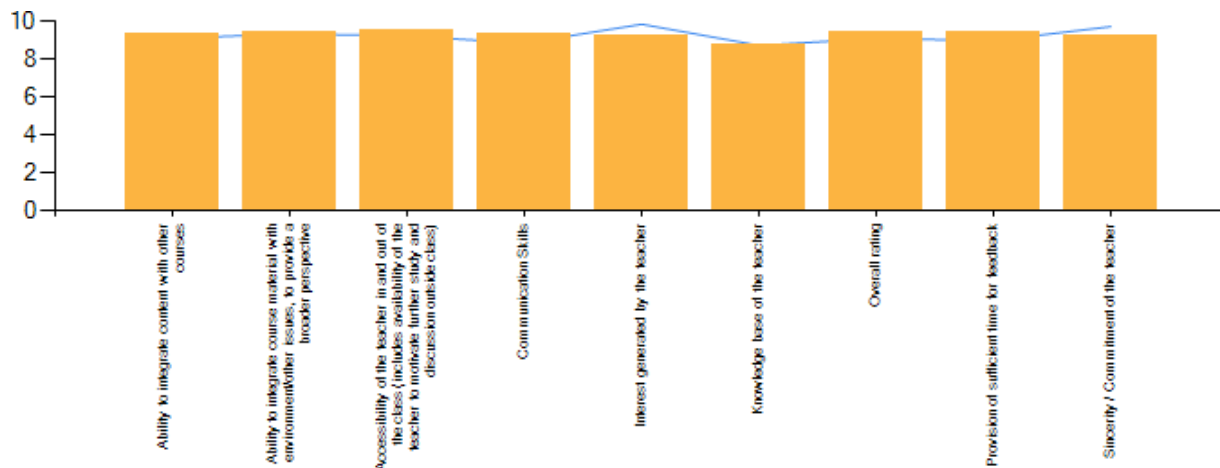


Figure4:SplineDiagram-scoreacrosscourse

Score across batch

> Belowisthedataforthestudents,whohavegiventhefeedbackacrossvariousbatches

Question	2022-2023
Abilitytodesignquizzes/Tests/assignments/examinationsandprojectstoevaluatestudentsunderstandingofthecourse	9.05
Abilitytointegratecontentwithothercourses	9.42
Abilitytointegratecoursematerialwithenvironment/otherissues,toprovideabroaderperspective	9.44
Accessibilityoftheteacherinandoutoftheclass(includesavailabilityoftheteachertomotivatefurtherstudyanddiscussionoutside class)	9.48
CommunicationSkills	9.36
Interestgeneratedbytheteacher	9.45
Knowledgebaseoftheteacher	8.93
Overallrating	9.37
Provisionofsufficienttimeforfeedback	9.33
Sincerity/Commitmentoftheteacher	9.36

Comparison based on average score

- AverageScore-Overallaverageofparticularquestion
- TotalAverage-Averageofallquestionsandresponses
- Result-BasedoncomparisionofTotalAveragewithAverageScore
- > Belowisthedatawhere,Institutecanfocusonimprovementareas.

Question	Avg score	Total avg	Result
Ability to design quizzes/Tests/assignments/ examinations and projects to evaluate student understanding of the course	8.97	9.26	Needs improvement
Ability to integrate content with other courses	9.26	9.26	Ok
Ability to integrate course material with environment/ other issues, to provide a broader perspective	9.39	9.26	Ok
Accessibility of the teacher in and out of the class (includes availability of the teacher to motivate further study and discussion outside class)	9.51	9.26	Ok
Communication Skills	9.30	9.26	Ok
Interest generated by the teacher	9.48	9.26	Ok
Knowledge base of the teacher	8.89	9.26	Ok
Overall rating	9.42	9.26	Ok
Provision of sufficient time for feedback	9.32	9.26	Ok
Sincerity/Commitment of the teacher	9.44	9.26	Ok

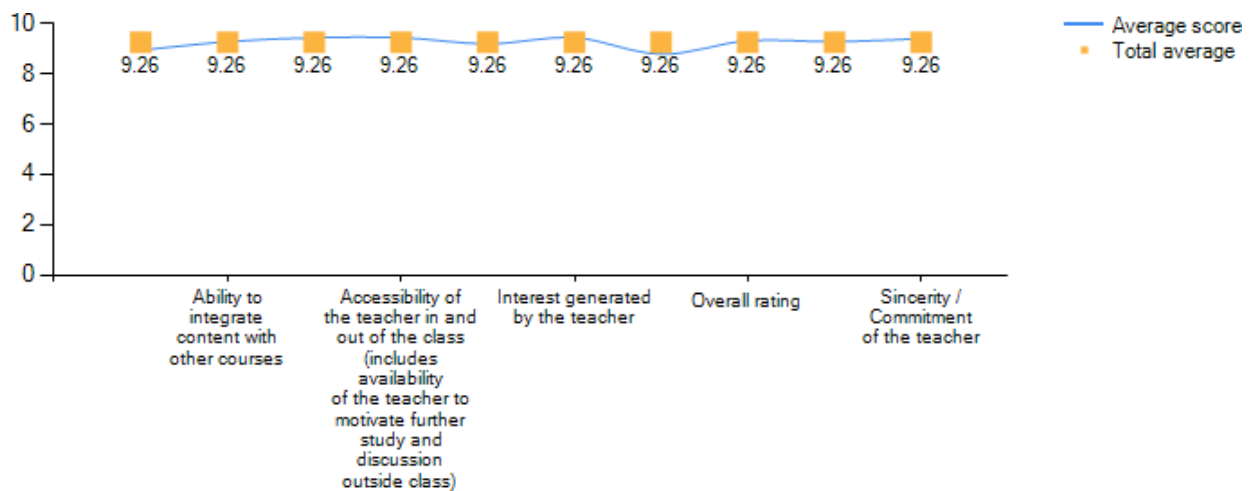


Figure 5: Bar Spline Diagram-comparison based on average score

Comparison of maximum and minimum score

- Average Score-Overall average of particular question
- Total Average-Average of all questions and responses
- Max Score-Maximum score of particular question
- Min Score-Minimum score of particular question
- Result-Based on comparison of Total Average with Average Score

Question	Avg score	Total avg	Max score	Min score	Result
Ability to design quizzes/Tests/assignments/ examinations and projects to evaluate students understanding of the course	8.97	9.26	10	8.5	Needs improvement
Ability to integrate content with other courses	9.26	9.26	10	8.5	Ok
Ability to integrate course material with environment/ other issues, to provide a broader perspective	9.39	9.26	10	8.5	Ok
Accessibility of the teacher in and out of the class (includes availability of the teacher to motivate further study and discussion outside class)	9.51	9.26	10	8.5	Ok
Communication Skills	9.30	9.26	10	8.5	Ok
Interest generated by the teacher	9.48	9.26	10	8.5	Ok
Knowledge base of the teacher	8.89	9.26	10	8.5	Ok
Overall rating	9.42	9.26	10	8.5	Ok
Provision of sufficient time for feedback	9.32	9.26	10	8.5	Ok
Sincerity/Commitment of the teacher	9.44	9.26	10	8.5	Ok

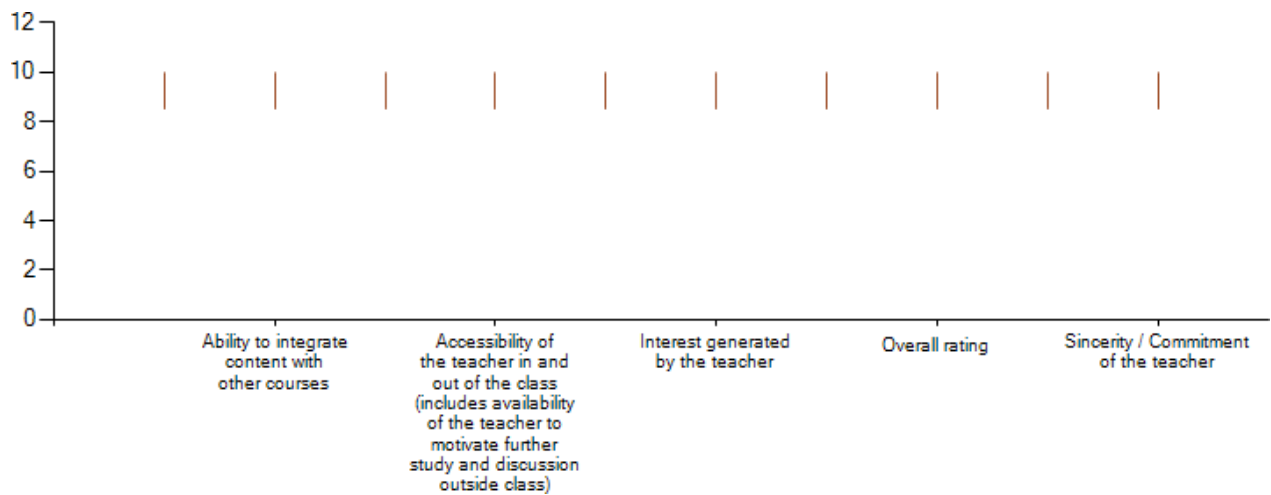


Figure 6: Candlestick Diagram-reflects the max & min score